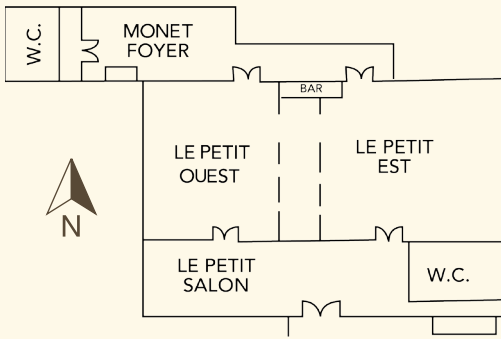
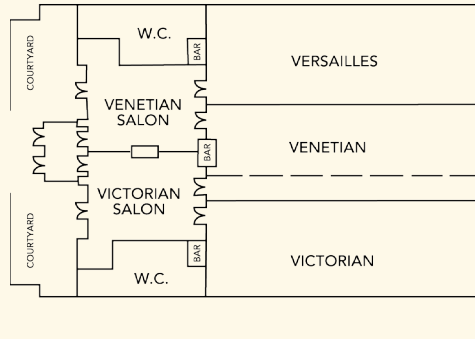


# ROOM INFORMATION SHEET

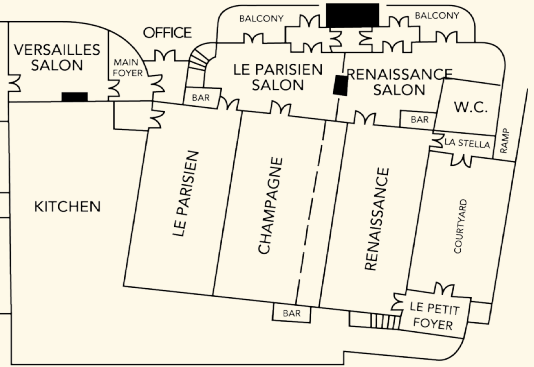
## LAYOUTS AND CAPACITY



EAST WING  
LOWER LEVEL



WEST WING  
MAIN FLOOR



EAST WING  
MAIN FLOOR

ROOM	DIMENSIONS		CAPACITY				TRADE SHOW			DANCE FLOOR DIMENSIONS
	W x L x H	SQUARE FEET	THEATRE	CLASS ROOM	RECEPTION NO DANCING	BANQUET DINNER & DANCE	BOOTH 8 x 8	BOOTH 8 x 10	BOOTH 10 x 10	W x L
<b>EAST WING</b>										
Victorian Salon	30 x 40 x 24	1,200	160	90	120	N/A	11	8	6	N/A
Victorian	40 x 100 x 24	4,000	600	300	400	320	36	29	22	25 x 31
Victorian Premium	50 x 100 x 24	5,000	750	375	500	400	45	35	28	25 x 41
Victorian Deluxe	80 x 100 x 24	8,000	1,200	400	760	650	70	56	44	25 x 72
Venetian Salon	30 x 40 x 24	1,200	160	90	120	N/A	11	8	6	N/A
Venetian Leger	30 x 100 x 24	3,000	430	210	280	220	26	21	16	25 x 31
Venetian	40 x 100 x 24	4,000	580	275	380	300	36	29	22	25 x 41
Versailles Salon	30 x 30 x 20	900	100	55	50	N/A	11	8	6	N/A
Versailles	40 x 100 x 24	4,000	600	200	380	320	36	29	22	25 x 31
Versailles Premium	70 x 100 x 24	7,000	1,050	525	680	540	61	49	38	25 x 62
Versailles Deluxe	80 x 100 x 24	8,000	1,200	600	800	620	70	56	44	25 x 73
Grand Versailles	100 x 120 x 24	12,000	1,800	900	1,200	1,000	105	84	66	25 x 103
<b>WEST WING</b>										
Renaissance Salon	30 x 43 x 27	1,300	120	50	70	N/A	12	9	7	N/A
Renaissance	30 x 80 x 26	2,400	360	120	240	180	20	16	12	23 x 29
Renaissance Premium	40 x 80 x 26	3,200	480	240	320	240	28	22	16	23 x 39
Renaissance Deluxe	70 x 80 x 26	5,600	840	280	560	420	50	39	28	23 x 68
Grand Renaissance	80 x 100 x 26	8,000	1,200	600	800	600	70	56	40	23 x 95
Champagne	30 x 80 x 26	2,400	360	180	240	180	20	17	12	23 x 29
Champagne Premium	40 x 80 x 26	3,200	480	320	320	240	28	22	16	23 x 40
Le Parisien Salon	30 x 33 x 27	1,000	120	60	80	N/A	9	7	5	N/A
Le Parisien	30 x 80 x 26	2,400	360	180	240	180	20	17	12	23 x 28
Le Parisien Premium	60 x 80 x 26	4,800	720	360	480	360	42	34	24	23 x 56
Le Parisien Deluxe	70 x 80 x 26	5,600	840	420	560	420	50	39	28	23 x 67
Le Petit Salon	18 x 46 x 12	828	200	67	70	70	6	6	5	N/A
Le Petit Leger	30 x 60 x 10	1,800	150	70	100	100	13	10	8	20 x 9
Le Petit Est/Ouest	40 x 60 x 10	2,400	265	150	210	117	19	15	12	20 x 18
Le Petit Premium	50 x 60 x 10	3,000	390	130	180	150	21	17	13	20 x 28
Le Petit Jardin	60 x 80 x 10	4,800	550	250	410	292	39	30	24	20 x 36
Joe Parentela Boardroom	18 x 22 x 10	369	95	32	40	40	N/A	N/A	N/A	N/A

8440 Hwy 27, Woodbridge, ON L4L 1A5